

The Warrior's Guide to Mindfulness

By
E. Helen Burgess
RAAF Veteran

Copyright © 2025 Helen Burgess

All rights reserved.

No part of this publication may be reproduced, distributed, or transmitted in any form or by any means, including photocopying, recording, or other electronic or mechanical methods, without the prior written permission of the author, except in the case of brief quotations embodied in critical reviews and certain other noncommercial uses permitted by copyright law.

This guide draws from personal experience and military service in the Royal Australian Air Force (RAAF). Military terms and protocols are adapted for educational purposes.

First Edition - March 2025

For permissions and inquiries:

Email: me@helenburgess.id.au

Forward	6
Section1: Mission Brief: Understanding the Battlefield of the Mind	9
Mission Objective:	10
Intelligence Briefing:	11
Strategic Advantages:	11
Section 2: Pre-mission Prep: Establishing Your Forward Operating Base (FOB)	15
Terrain Analysis:	16
Equipment Check:	16
Space Assessment Protocol:	17
Position Selection	17
Equipment Placement	17
Environmental Controls:	18
Standard Operating Hours:	18
Contingency Planning:	18
Field Report - My FOB Configuration:	19
Operating Specifications:	19
Mission Readiness Checklist:	20
Section 3: Basic Training - Mastering Your Primary Weapon System	21
Operational Context:	22
Basic Breathing Operations:	22
Training Protocol:	23
Mission Success Indicators:	25
Section 4: Advanced Operations - PTSD-Specific Tactical Response	27
Situation Assessment:	28

Advanced Tactical Responses:	28
Deployment Scenarios:	29
Integration with Basic Training:	30
Performance Optimisation:	30
Mission Success Indicators:	31
Section 5: Field Manual - Daily Drills and Standard Operating Procedures	33
Mission Overview:	34
Daily Operations Schedule:	34
Standard Operating Procedures (SOPs):	35
Contingency Planning:	37
Progress Tracking System:	38
Field Report - Daily Documentation:	38
Section 6: Battle Buddy System - Group Practice and Peer Support Operations	40
Mission Overview:	41
Battle Buddy Protocols:	41
Standard Group Operations:	42
Support Response Protocols:	43
Operators Present:	44
Building Unit Cohesion:	44
Section 7: After Action Review - Evaluating Progress and Optimising Performance	46
Mission Overview:	47
Progress Evaluation Matrix:	47
Review Protocol:	48

Performance Optimisation Framework:	49
Continuous Improvement Cycle:	50
Progress Tracking Log:	52
Moving Forward:	53
Supplementary Tactical Resources:	53
Appendix: Mission Support Documentation	55
Overview:	56
Section Contents:	56
Example habit tracker for a week of daily operations	59
Templates to Print or Copy	60

Forward

In 2000, when I left the RAAF, I carried with me more than just my service records - I brought along a full kit of military precision, hyper-vigilance, and tactical thinking. These skills had kept me alive, but they were now disrupting my peace. Like many veterans, I found myself searching for ways to adapt these deeply ingrained responses to civilian life.

It wasn't until 2015, when I hit my lowest point, that I finally opened myself to the possibility of meditation and mindfulness. Like many veterans, I had dismissed these practices as "soft skills" that couldn't possibly address my challenges. I couldn't have been more wrong. The transformation since then has been profound and noticeable - not just to me, but to those around me. This journey from skeptic to practitioner has shown me that sometimes our greatest growth comes from embracing what we once rejected.

This guide emerges from my personal journey of discovering how military training - the very skills that sometimes felt at odds with meditation - could actually become powerful allies in finding inner peace. Through years of trial and error, I've found that framing mindfulness practices in familiar military terms makes them more accessible and, importantly, more actionable for those of us with service backgrounds.

The protocols and procedures outlined in these pages have been field-tested through my own practice, refined through both

successes and setbacks. I've discovered that the same precision we applied to military operations can be remarkably effective when directed toward mental wellness. My morning meditation sessions at 0700 hours, positioned with tactical awareness under my pergola, have become as natural as any military routine I once followed.

However, it's crucial to understand that this is my path - one way through the terrain. Your journey may require different routes, different timing, different techniques. Use this guide as a starting point, adapting the protocols to your specific needs and circumstances. What matters isn't following these procedures exactly as written, but finding your own sustainable path to peace.

Whether you're just beginning this journey or looking to refine your existing practice, remember that like any military operation, mastering mindfulness takes time, patience, and consistent effort. The techniques and structures presented here are meant to support your journey, not restrict it.

Take what serves you, modify what needs adjustment, and know that every step forward, no matter how small, is progress.

Helen Burgess

RAAF Veteran

March 2025



Section1: Mission Brief: Understanding the Battlefield of the Mind

Situation Report (SITREP):

Understanding our current operational environment is crucial for mission success. This SITREP provides context for why meditation techniques are particularly relevant to veterans and how our military experience both helps and challenges our practice.

After serving in the RAAF until 2000, I discovered that transitioning to civilian life came with its own set of tactical challenges. Like many veterans, I brought home an invisible rucksack filled with hyper-vigilance, tactical thinking, and ingrained responses that once kept me alive but now disrupted my peace. The battlefield had shifted from external threats to the territory of my own mind.

Mission Objective:

Clear mission parameters ensure focused and effective operations. By framing meditation practice in familiar military terms, we create achievable objectives that build on existing tactical skills

This guide translates meditation practices into familiar military language and protocols. Our goal isn't to erase your military training - it's to repurpose those skills for inner peace. Just as we once maintained weapon systems and monitored perimeters, we'll apply that same precision to maintaining mental clarity and monitoring our thoughts.

Intelligence Briefing:

Historical and modern research provides tactical advantage in our approach to meditation. By understanding both ancient warrior traditions and current military studies, we optimise our operational strategy.

Both modern military medical studies and ancient warrior traditions point to the same conclusion: meditation is a force multiplier for mental resilience. The Stoic philosophers - many of them soldiers - practiced similar techniques two thousand years ago. Marcus Aurelius, commanding Roman legions, wrote about controlling the mind the way a sentry controls their post.

Known Challenges:

Identifying potential obstacles allows for pre-emptive tactical planning. These common challenges have been documented across multiple veteran meditation deployments and require specific countermeasures.

- Resistance to "soft skills" in military mindsets
- Difficulty staying still when trained for action
- Hyper-vigilance interfering with relaxation
- Skepticism about meditation's effectiveness

Strategic Advantages:

Effective operations leverage existing strengths. Your military training has already equipped you with several tactical advantages for meditation practice that we'll utilise throughout this mission.

- Discipline and routine adherence
- Ability to follow detailed protocols
- Experience with breathing control (weapons training)
- Commitment to daily practice
- Understanding of mission preparation

Mission Parameters:

Like any military operation, meditation practice requires clear structure and progression. These seven sections mirror the systematic approach used in military training, building from basic skills to advanced operations.

This guide contains seven sections, each building upon the last like progressive training exercises. You'll learn to:

- Establish a secure meditation space (your FOB - Forward Operating Base)
- Master basic breathing techniques (your primary weapon system)
- Deploy specific strategies for PTSD and anxiety (tactical responses)

- Maintain daily practice (standard operating procedures)
- Work with fellow veterans (buddy system protocols)

Command Intent:

Consider this guide your field manual for mental operations - by mission completion, you'll have a comprehensive toolkit that leverages your military precision for inner peace. This isn't about becoming a different person - it's about adapting your existing skills for a new mission: finding peace.

Next Steps:

Proceed to Section 2: Pre-Mission Prep, where we'll establish your meditation space using tactical space assessment protocols.



Section 2: Pre-mission Prep: Establishing Your Forward Operating Base (FOB)

Terrain Analysis:

Just as military operations require secure positions, establishing an effective meditation space demands careful environmental assessment. This analysis ensures optimal conditions for daily practice

Your meditation FOB should be:

- Defensible against distractions
- Clear of unnecessary equipment
- Temperature controlled
- Well-ventilated
- Readily accessible for daily operations

Equipment Check:

Mission success depends on proper equipment selection and maintenance. While meditation requires minimal gear, each item serves a specific tactical purpose.

Primary: Seating position (chair or cushion)

Secondary: Timer (analog preferred over digital)

Optional: Mat for ground operations

Support items: Blanket for temperature regulation

Space Assessment Protocol:

Systematic evaluation of your meditation space follows standard military reconnaissance procedures. This three-phase assessment ensures your position is tactically sound and sustainable for long-term operations.

- Perimeter Security
- Select a location with minimal traffic
- Sound security assessment (ambient noise levels)
- Visual security check (minimise visual distractions)
- Consider operating hours (when space is quietest)

Position Selection

- Back to wall (tactical positioning)
- Clear line of sight to entry points
- Natural light source assessment
- Adequate ventilation confirmed

Equipment Placement

- Establish primary meditation position
- Position timer within visual range
- Stage support equipment for easy access

- Maintain clear egress routes

Environmental Controls:

- Lighting: Natural preferred, artificial backup
- Temperature: 18-22°C (65-72°F) optimal
- Air quality: Maintain good ventilation
- Noise: Minimise external interference

Standard Operating Hours:

- Establish consistent timing for practice
- Morning: 0500-0700 (optimal for most operators)
- Evening: 1700-1900 (alternative window)
- Duration: Start with 10-minute operations, scale up gradually

Contingency Planning:

- Identify backup location for primary FOB
- Develop mobile meditation protocol
- Create adverse conditions procedure
- Establish minimal equipment requirements

Field Report - My FOB Configuration:

Drawing from my personal experience, I've established a meditation FOB that combines tactical advantage with practical accessibility. Here's my operational setup:

- Location: Outdoor position under pergola cover
- Equipment: Two-seater couch positioned for tactical advantage
- Environmental factors: Natural ventilation, ambient lighting
- Accessibility: Available for deployment at all hours
- Tactical advantage: Combination of coverage and open-air conditions

Operating Specifications:

- Standard deployment time: 0700 hours (optimal for morning operations)
- Position orientation: Back secured against wall
- Field of view: 180-degree coverage from garage door to house entry point
- Cover and concealment: Pergola provides overhead protection while maintaining situational awareness

This field-tested configuration proves that an effective FOB can be established using existing terrain and basic equipment. The two-seater couch serves as both a stable platform and

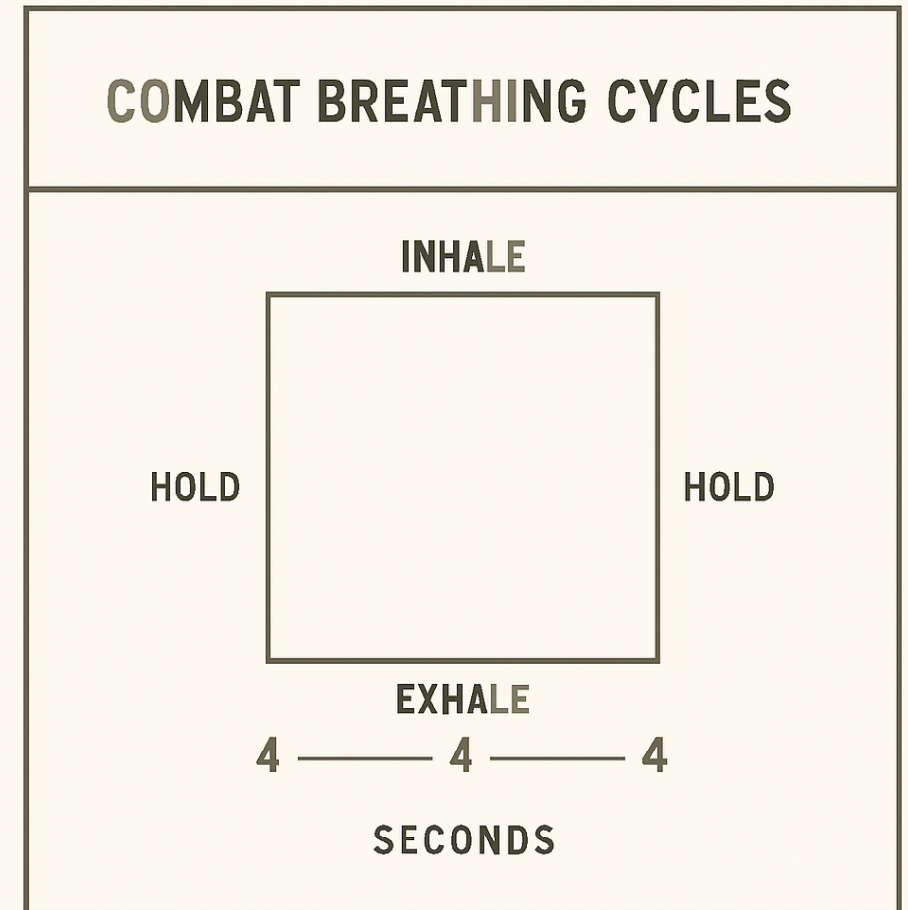
comfortable position for extended meditation deployments - striking the critical balance between tactical advantage and operational sustainability.

Mission Readiness Checklist:

- ☐ FOB location secured
- ☐ Equipment staged and tested
- ☐ Environmental controls verified
- ☐ Operating hours established
- ☐ Contingency plans in place
- ☐ Support equipment accessible
- ☐ Egress routes clear

Next Steps:

Proceed to Section 3: Basic Training, where we'll cover foundational breathing techniques - your primary weapon system for maintaining mental clarity.



Section 3: Basic Training - Mastering Your Primary Weapon System

Operational Context:

Just as weapons training begins with fundamentals like grip and stance, meditation training starts with breathing basics. Your breath is your primary weapon system - it requires proper maintenance, regular calibration, and confident handling under various conditions.

Basic Breathing Operations:

Like weapons training, breathing techniques form the foundation of meditation practice. These three fundamental patterns provide tactical responses for different operational scenarios, from immediate stress response to extended deployment.

Combat Breathing (4-4-4-4)

- Inhale for 4-count
- Hold for 4-count
- Exhale for 4-count
- Hold for 4-count
- Repeat sequence as needed

Application: Immediate stress response, tactical pause

Long-Range Breathing (5-7)

- Inhale for 5-count
- Exhale for 7-count

- No hold between cycles

Application: Extended operations, deep relaxation Rapid Response Protocol (1-2)

- Quick inhale (1-count)
- Extended exhale (2-count)

Application: Immediate anxiety response

Field Notes: Combat Breathing in Action: In my own operations, I've found the 4-4-4-4 pattern particularly effective during high-stress situations. Like maintaining weapon readiness, this breathing pattern becomes automatic with consistent practice. I deploy it not just during meditation, but throughout the day when tactical situations require mental clarity.

Training Protocol:

Effective training requires structured progression and consistent practice. This protocol breaks down each meditation session into three distinct phases, ensuring thorough preparation, execution, and assessment.

- Start-Up Sequence (2 minutes)
- Assume meditation position
- Equipment check (posture, support)

- Initial systems scan (body awareness)
- Commence breathing pattern
- Main Operation (8 minutes)
- Maintain selected breathing pattern
- Monitor rate and depth
- Record deviations (mental note)
- Adjust as needed
- Cool-Down Phase (2 minutes)
- Gradual return to normal breathing
- Final systems check
- Mission completion acknowledgment

Common Obstacles and Solutions:

Every operation encounters challenges. By identifying common difficulties and their tactical solutions beforehand, we maintain operational effectiveness when obstacles arise.

Problem: Mind wandering

Solution: Treat thoughts like passing aircraft - acknowledge and return to breath

Problem: Irregular breathing

Solution: Use counting as your stabilisation system

Problem: Physical tension

Solution: Conduct rapid body scan, adjust position

Performance Metrics:

- Breath consistency
- Return-to-breath speed
- Relaxation indicators
- Focus duration

Mission Success Indicators:

- ☐ Breathing pattern maintained
- ☐ Reduced thought interference
- ☐ Physical relaxation achieved
- ☐ Mental clarity improved

Next Steps: Proceed to Section 4: Advanced Operations, where we'll integrate these breathing foundations with specific meditation techniques for PTSD management.

GROUNDING PROTOCOLS



FIND	RESPOND
<ul style="list-style-type: none">▪ 5 THINGS YOU CAN SEE▪ 4 THINGS YOU CAN TOUCH▪ 3 THINGS YOU CAN HEAR	<ul style="list-style-type: none">▪ ASSESS SITUATION▪ STEADY BREATHING▪ TRIAGE ACTIONS



Section 4: Advanced Operations - PTSD-Specific Tactical Response

Situation Assessment:

Having mastered basic breathing operations, we now advance to specialised techniques for managing PTSD symptoms. These operations require integration of breathing control with specific mental tactics.

Advanced Tactical Responses:

Building on basic training, these specialised techniques provide targeted responses to PTSD-specific challenges. Each protocol has been field-tested and refined for maximum effectiveness in managing specific symptoms.

Grounding Protocol (5-4-3-2-1)

- Identify 5 objects you can see
- Acknowledge 4 things you can touch
- Register 3 sounds you can hear
- Note 2 things you can smell
- Focus on 1 thing you can taste

Application: Immediate response to flashbacks or dissociation

Perimeter Sweep (Body Scan)

- Systematic scan from feet to head
- 30 seconds per major muscle group
- Note areas of tension (hot zones)

- Deploy relaxation response

Application: Hyper-vigilance reduction

Safe Zone Visualisation

Application: Nightmare prevention, sleep preparation

Field Notes - Tactical Application: In managing my own post-service adjustment, I've found the Grounding Protocol particularly effective when combined with Combat Breathing (4-4-4-4). This combination provides both mental and physical anchoring during high-stress situations.

Deployment Scenarios:

Different tactical situations require different responses. These scenarios outline specific protocols for common challenging situations, ensuring you have appropriate responses ready for immediate deployment.

Flashback Response

- Initiate Grounding Protocol
- Maintain Combat Breathing
- Establish present-time awareness
- Confirm current location security

Nightmare Protocol

- Activate Safe Zone Visualisation
- Deploy Long-Range Breathing (5-7)
- Conduct Perimeter Sweep
- Maintain security until all-clear

Hyper-vigilance Management

- Begin with Rapid Response Protocol
- Transition to Perimeter Sweep
- Monitor internal threat levels
- Establish normalised status

Integration with Basic Training:

Advanced techniques build upon and integrate with fundamental skills. This integration ensures smooth transition between basic and advanced responses as operational conditions require

- Use Combat Breathing as foundation
- Layer advanced techniques as needed
- Maintain flexibility in response
- Practice in non-crisis situations

Performance Optimisation:

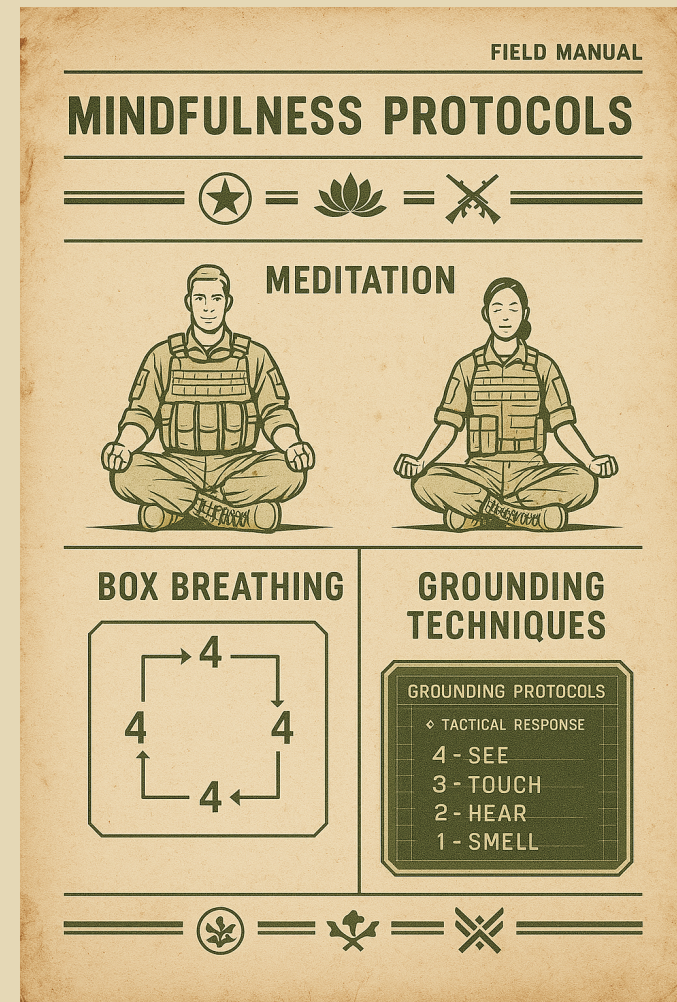
- Daily practice of all techniques
- Regular situation assessments

- Technique rotation for familiarity
- Progress tracking and adjustment

Mission Success Indicators:

- ☐ Reduced flashback intensity
- ☐ Improved sleep quality
- ☐ Decreased hyper-vigilance
- ☐ Enhanced recovery speed
- ☐ Better situation management

Next Steps: Proceed to Section 5: Field Manual, where we'll establish daily drills and routines for maintaining operational readiness.



Section 5: Field Manual - Daily Drills and Standard Operating Procedures

Mission Overview:

Establishing consistent operational patterns is crucial for maintaining mental readiness. This field manual outlines daily procedures, contingency plans, and progress tracking protocols.

Daily Operations Schedule:

Consistent timing and structured routines maximise operational effectiveness. This schedule provides three key windows for meditation practice, allowing flexibility while maintaining tactical advantage.

0600-0700: Morning Readiness Window

- FOB setup check
- Basic breathing warm-up (5 minutes)
- Primary meditation deployment (15 minutes)
- Mission log entry

1200-1300: Midday Tactical Reset

- Combat breathing refresh (2 minutes)
- Rapid situation assessment
- Grounding protocol if needed
- Status update in mission log

1700-1800: Evening Stand-Down

- Perimeter sweep (body scan)
- Long-range breathing practice
- Safe zone visualisation
- Daily after-action review

Standard Operating Procedures (SOPs):

Clear, repeatable procedures ensure consistent practice quality. These SOPs provide step-by-step protocols for morning launch, rapid response, and evening secure operations

Morning Launch Protocol

- Wake-up breathing pattern (3 cycles)
- FOB equipment check
- Weather/environment assessment
- Mission readiness confirmation

Rapid Response Deployment

- Identify trigger/threat level
- Select appropriate technique
- Execute breathing protocol
- Document effectiveness

Evening Secure and Clear

- Final perimeter check

- Equipment storage
- Mission log completion
- Next-day preparation

Field Notes - Daily Integration: In my practice, I've found that treating these procedures like a daily mission briefing helps maintain consistency. Just as we wouldn't skip weapons maintenance, we don't skip our mental maintenance. I keep my mission log next to my meditation position, making it part of my FOB equipment.

Mission Log Template:

Accurate mission documentation enables pattern recognition and tactical refinement. This standardised format ensures comprehensive tracking of all operational parameters

Date: _____ Time: _____

Morning Operations:

- ☐ Location secure
- ☐ Equipment functional
- ☐ Breathing patterns: _____
- ☐ Duration: _____
- ☐ Effectiveness rating: _____

Evening Review:

- ☐ Techniques deployed: _____
- ☐ Trigger events: _____
- ☐ Response effectiveness: _____
- ☐ Areas for improvement: _____

Contingency Planning:

1. Time-Constrained Operations

- Minimum 5-minute deployment
- Focus on combat breathing

- Quick perimeter sweep
- Abbreviated log entry

2. High-Stress Situations

- Double-up on grounding protocols
- Increase breathing cycle count
- Deploy backup techniques
- Document response effectiveness

3. Recovery Operations

- Return to basic training protocols
- Rebuild from foundation
- Adjust mission parameters
- Seek additional support if needed

Progress Tracking System:

- Daily mission log reviews
- Weekly effectiveness assessments
- Monthly progress evaluations
- Quarterly protocol adjustments

Field Report - Daily Documentation:

In my own practice, I maintain mission records using a Hobonichi Cousin planner/journal. This recording system allows me to track daily meditation deployments alongside other daily operations. The structured layout provides an excellent framework for monitoring progress and identifying patterns in meditation effectiveness. Like maintaining a mission log, consistent journaling helps evaluate operational success and areas needing tactical adjustment.

Next Steps: Proceed to Section 6: Battle Buddy System, where we'll explore group practice protocols and peer support strategies.



Section 6: Battle Buddy System - Group Practice and Peer Support Operations

Mission Overview:

Just as we never deployed alone in service, meditation practice can be strengthened through buddy-team operations. This section outlines protocols for group practice and peer support systems.

Battle Buddy Protocols:

Group operations multiply individual effectiveness through shared experience and mutual support. These protocols establish clear guidelines for creating and maintaining effective meditation teams.

Team Configuration

- 2-4 operators per group
- Similar experience levels
- Compatible schedules
- Established communication channels

Group Operation Guidelines

- Weekly check-ins (minimum)
- Shared mission logs
- Rotating leadership roles
- Clear accountability standards

- Field Notes - Group Success:

In establishing meditation groups with fellow veterans, I've found that the familiar battle buddy system creates both accountability and support. We use secure messaging apps for daily check-ins and meet weekly for group practice sessions, maintaining the same discipline we had in service.

Standard Group Operations:

1. Weekly Briefing Session

- Status reports from all operators
- Technique review and practice
- Challenge assessment
- Mission planning for next week

2. Daily Communication Protocol

- Morning readiness checks
- Progress updates
- Support requests if needed
- Evening status reports

3. Group Practice Structure

- Pre-operation briefing (5 minutes)
- Synchronised breathing exercise (10 minutes)
- Individual technique practice (15 minutes)
- After-action review (10 minutes)

Support Response Protocols:

Clear support procedures ensure rapid and effective assistance when needed. These protocols outline both immediate response actions and preventive measures for team sustainability.

Immediate Assistance

- Clear distress signals established
- Rapid response procedures
- Emergency contact protocol
- Support escalation ladder

Preventive Operations

- Regular wellness checks
- Early warning recognition
- Intervention protocols
- Professional support referrals

Group Mission Log:

Team operations require coordinated documentation for maximum effectiveness. This specialised log format captures both individual and group operational data for comprehensive assessment.

Date: _____ Location: _____

Operators Present:

☐ Team Lead: _____

☐ Members: _____

Operation Summary:

☐ Techniques practiced: _____

☐ Duration: _____

☐ Group effectiveness: _____

☐ Challenges encountered: _____

Building Unit Cohesion:

- Share success stories
- Acknowledge progress
- Maintain consistent contact
- Respect individual paths

- Support without judgment

Safety Measures:

- Establish clear boundaries
- Maintain confidentiality
- Know support limitations
- Have professional contacts ready

Next Steps: Proceed to Section 7: After Action Review, where we'll learn to track progress and adjust techniques for optimal effectiveness.



Section 7: After Action Review - Evaluating Progress and Optimising Performance

Mission Overview:

Just as military operations require thorough post-mission analysis, your meditation practice needs regular review and adjustment. This section provides frameworks for evaluating effectiveness and implementing improvements.

Progress Evaluation Matrix:

Effective mission assessment requires clear metrics and consistent monitoring protocols. Drawing from military after-action review procedures, I've developed this evaluation matrix to track both immediate tactical successes and long-term strategic improvements. This two-tier system allows for precise measurement of your meditation practice effectiveness while maintaining operational flexibility.

Short-Term Metrics (Daily/Weekly)

- Meditation session completion rates
- Breathing technique effectiveness
- Response time to triggers
- Sleep quality indicators
- Stress level measurements

Long-Term Indicators (Monthly/Quarterly)

- Overall anxiety reduction
- PTSD symptom frequency

- Relationship improvements
- Professional performance
- Quality of life assessment

Field Notes - Progress Tracking: In my journey, I've found that treating progress tracking like mission debriefings helps maintain objectivity. Rather than judging experiences as successes or failures, I analyse them as intelligence gathering opportunities for technique refinement.

Review Protocol:

Regular assessment of your meditation practice follows the same principles as military mission debriefing. These structured review intervals ensure continuous improvement and tactical refinement. Each level of review serves a specific purpose in maintaining operational effectiveness.

1. Daily After Action Review

- Techniques deployed
- Effectiveness ratings
- Challenges encountered
- Adaptations made
- Lessons learned

2. Weekly Intelligence Summary

- Pattern recognition
- Technique effectiveness
- Environmental factors
- Support system utilisation
- Areas for improvement

3. Monthly Strategic Assessment

- Overall mission effectiveness
- Protocol adjustments needed
- Resource requirements
- Training modifications
- Long-term planning

Performance Optimisation Framework:

Like maintaining mission readiness, optimising your meditation practice requires systematic evaluation and adjustment of both techniques and environment. This framework provides a structured approach to identifying and implementing improvements in your practice

Technique Refinement

- Identify most effective methods
- Adapt to changing conditions

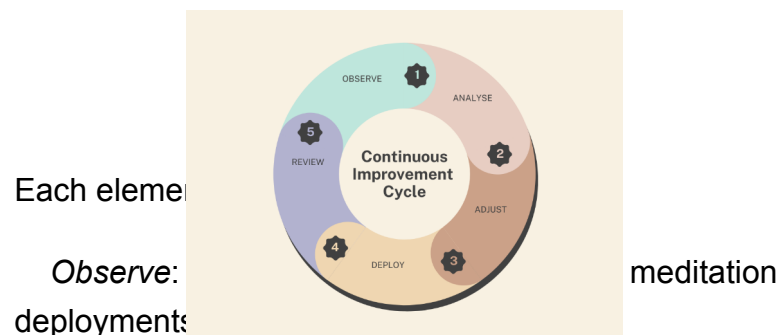
- Integrate new intelligence
- Update standard procedures

Environmental Optimisation

- FOB effectiveness assessment
- Equipment evaluation
- Schedule efficiency review
- Support system analysis

Continuous Improvement Cycle:

Just as military operations evolve through lessons learned, meditation practice requires continuous refinement. This cycle mirrors the military decision-making process:



Analyse: Evaluate effectiveness of techniques and identify patterns

Adjust: Modify approaches based on intelligence gathered

Deploy: Implement refined techniques in daily operations

Review: Assess results and restart cycle

In my own practice, this cycle has proven invaluable. What started as basic breathing exercises evolved into sophisticated tactical responses through consistent application of this improvement process. For example, by observing that my morning operations were most effective, I adjusted deployment times to maximise mission success.

Progress Tracking Log:

This standardised logging system provides a quantifiable method for measuring progress across multiple operational parameters. By maintaining detailed records, you can identify trends, adjust techniques, and validate the effectiveness of your practice. Complete this log monthly to build a comprehensive picture of your tactical improvements.

Month: _____ Quarter: _____

Operational Statistics:

- ☐ Sessions completed: _____
- ☐ Techniques mastered: _____
- ☐ Challenge responses: _____
- ☐ Support system utilisation: _____

Quality Metrics:

- ☐ Sleep improvement: _____ %
- ☐ Stress reduction: _____ %
- ☐ Relationship enhancement: _____ %
- ☐ Professional performance: _____ %

Moving Forward:

- Maintain consistent practice
- Trust the process
- Stay connected with battle buddies
- Seek additional training as needed

Supplementary Tactical Resources:

Located in the appendix of this field manual, you'll find two mission-critical tracking instruments: the Progress Matrix Table and Daily Habit Tracker. These tools have been battle-tested through my own meditation deployments and refined for maximum effectiveness.

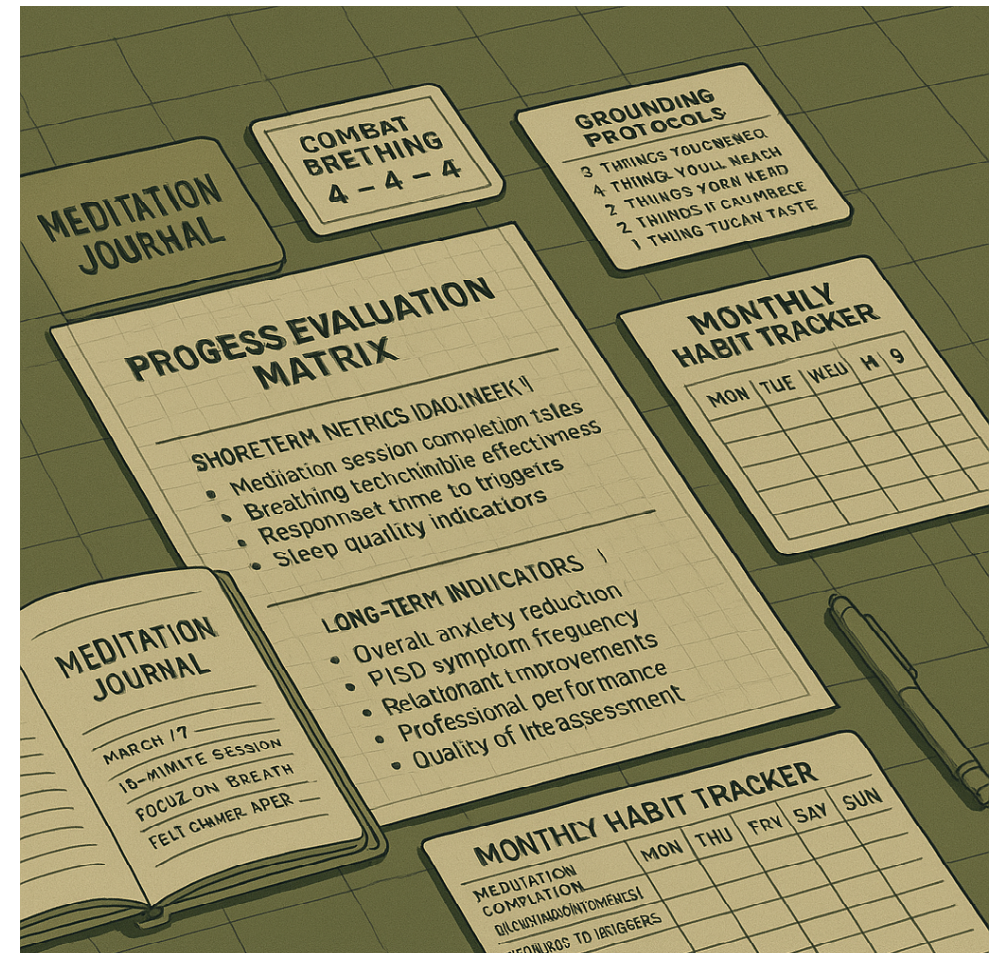
The Progress Matrix Table enables comprehensive mission status tracking across multiple operational parameters. By completing this matrix weekly, you'll build a detailed intelligence picture of your meditation practice effectiveness. In my deployments, I've found this particularly useful for identifying patterns in technique effectiveness and environmental factors.

The Daily Habit Tracker serves as your quick-reference mission log. Based on my experience using the Hobonichi Cousin system, this streamlined tracker allows for rapid daily recording of meditation deployments, duration, and effectiveness ratings. Use this in conjunction with your detailed mission logs for complete operational coverage.

Remember:

This is a lifetime mission

Final Note: Like any military operation, mastering mindfulness is an ongoing mission. Your training, discipline, and dedication are valuable assets in this deployment. Stay vigilant, maintain your practice, and remember that each day brings new opportunities for tactical improvement.



Appendix:

Mission Support Documentation

Overview:

Just as military operations require comprehensive support documentation, this appendix provides the tactical tools necessary for tracking and maintaining your meditation practice. These resources have been field-tested and refined through practical deployment.

Section Contents:

Progress Evaluation Matrix

This comprehensive tracking system enables detailed monitoring of both short-term and long-term mission objectives. Complete this matrix weekly to maintain accurate operational assessment.

Daily Habit Tracker

Based on military mission logging procedures, this streamlined tracker provides immediate visual confirmation of practice consistency and effectiveness.

Alternative Documentation Systems

While this guide provides standardised tracking tools, different operators may require different tactical approaches. Consider these field-tested alternatives:

- Atomic Habits Tracker: Excellent for building consistent practice routines. Available through either Amazon or Baronfig. (<https://jamesclear.com/habit-journal>)
- Sterling Ink Common Place: Combines daily logging with extended reflection. This is available in various sizes. Check it out at <https://sterling-ink.com>
- Bullet Journal Method: Highly adaptable for personal modification. You can either use the official planner available through <https://bullet-journal-australia.myshopify.com/pages/shop>. Or any journal that you find.
- Digital Options: Apps like Insight Timer, Headspace for automated tracking, or Calm have tracking already in them. Give them a go.

Template Collection

Blank copies of all tracking documents for reproduction and field use:

- Weekly Progress Matrix
- Monthly Assessment Forms
- Group Practice Logs
- Mission Success Indicators Checklist

Quick Reference Cards

- Portable summaries of key protocols for rapid deployment:
- Combat Breathing Patterns
- Grounding Protocol Steps
- Emergency Response Procedures
- Battle Buddy Communication Guidelines

Warrior's Mindfulness Progress Evaluation Matrix

Daily Operations

Mission Objective	Metric	Tracking Frequency	Assessment Method	Operational Notes
Calm Operations	Meditation Session Completion	Daily / Weekly	Checkmarks / App logs	Track consistency under varying conditions
Tactical Breathing	Breathing Technique Effectiveness	Daily	1–5 scale (post-session)	Rate ease of use and post-application calm
Reaction Discipline	Response Time to Triggers	Daily / Weekly	Self-report, journal, coaching logs	Time between trigger and response
Recovery Readiness	Sleep Quality Indicators	Daily	Sleep app / Self-rating	Include hours, restfulness, dream activity
Stress Load	Stress Level Measurements	Daily / Weekly	1–10 rating	Log at same time daily for consistency

Long-Term Strategic Metrics

Mission Objective	Metric	Tracking Frequency	Assessment Method	Operational Notes
Mission Stability	Overall Anxiety Reduction	Monthly	GAD-7 or custom scale	Compare across weeks/months
Symptom Watch	PTSD Symptom Frequency	Monthly / Quarterly	Self-monitoring / Clinical logs	Include symptom types and intensity
Interpersonal Intel	Relationship Improvements	Monthly	Journal / Partner feedback	Use honesty and measurable examples
Professional Discipline	Performance at Work/Service	Monthly / Quarterly	Supervisor reviews / Self-assess	Log projects completed, feedback received
Life Satisfaction	Quality of Life Assessment	Quarterly	WHOQOL-BREF or custom checklist	Score physical, emotional, social, purpose

Evaluation Scale:

Use this scale to rate each metric during your evaluations.

Percentage Scale: 0% = Not at all completed | 100% = Fully completed











Numeric Scale: 1 = Very Poor | 10 = Excellent

Use the format that best fits your tracking style or combine both for clarity.

Example habit tracker for a week of daily operations

Habit	Mon	Tue	Wed	Thu	Fri	Sat	Sun
Mediation Session	5	6	7	6	8	9	10
Breathing Effectiveness	3	4	5	5	6	7	8
Trigger Response	6	6	6	5	4	5	6
Sleep Quality	7	7	6	7	8	7	6
Stress Level	2	3	4	3	2	1	2

Scale

1		6	
2		7	
3		8	
4		9	
5		10	

WEEKLY MEDITATION OPERATIONS LOG

Week of: _____ to _____

Operator: _____

Templates to Print or Copy

Date	Time	Duration	Technique	Effect	Environ	Pre-stress	Post-stress	Sleep	Notes
Mon									
Tue									
Wed									
Thu									
Fri									
Sat									
Sun									

WEEKLY SUMMARY:

Total Sessions: _____

Total Duration: _____

Most Effective Technique: _____

Areas for Tactical Improvement: _____

MONTHLY OPERATIONS ASSESSMENT

Month: _____ Year: _____

Operator: _____

OPERATIONAL STATISTICS:

Total Sessions Completed: ____/____

Techniques Mastered:

- ☐ Combat Breathing
- ☐ Long-Range Breathing
- ☐ Rapid Response
- ☐ Grounding Protocol
- ☐ Other: _____

QUALITY METRICS (Rate 1-10):

Sleep Quality: Initial____ Current____

Stress Management: Initial____ Current____

Focus Duration: Initial____ Current____

Recovery Speed: Initial____ Current____

TACTICAL ANALYSIS:

Most Effective Techniques:

1. _____
2. _____
3. _____

Challenging Situations Encountered:

1. _____
2. _____
3. _____

Tactical Adjustments Made:

1. _____
2. _____
3. _____

NEXT MONTH OBJECTIVES:

1. _____
2. _____
3. _____

Additional Notes: _____

GROUP MEDITATION OPERATIONS LOG

Date: _____ Time: _____

Location: _____

PERSONNEL PRESENT:

Team Lead: _____

Operators:

1. _____

2. _____

3. _____

OPERATION DETAILS:

Duration: _____ minutes

Techniques Deployed:

☐ Combat Breathing

☐ Grounding Protocol

☐ Other: _____

• **EFFECTIVENESS RATINGS (1-5):**

Group Cohesion: _____

Technique Execution: _____

Overall Mission Success: _____

INDIVIDUAL FEEDBACK:

Operator 1: _____

Operator 2: _____

Operator 3: _____

CHALLENGES ENCOUNTERED:

1. _____

2. _____

NEXT SESSION PLANNING:

Date: _____ Time: _____

Planned Techniques: _____

Special Equipment Required: _____

MEDITATION PRACTICE SUCCESS INDICATORS

Date Range: _____ to _____

Operator: _____

DAILY OBJECTIVES:

- ☐ Morning meditation completed
- ☐ Combat breathing deployed when needed
- ☐ Evening reflection documented
- ☐ Sleep protocol executed

WEEKLY OBJECTIVES:

- ☐ Minimum 5 sessions completed
- ☐ Group practice attended
- ☐ Progress matrix updated
- ☐ Techniques rotated

Quick Reference Cards

MONTHLY OBJECTIVES:

- ☐ Assessment form completed
- ☐ New technique integrated
- ☐ Long-term goals reviewed
- ☐ Battle buddy feedback received

TECHNIQUE PROFICIENCY (Rate 1-5):

- ___ Combat Breathing
- ___ Long-Range Breathing
- ___ Rapid Response
- ___ Grounding Protocol
- ___ Safe Zone Visualisation

AREAS REQUIRING TACTICAL ADJUSTMENT:

- 1. _____
- 2. _____
- 3. _____

NOTES: _____

PRINTING INSTRUCTIONS:

1. **Print on A4 card stock**
2. **Cut along dotted lines**
3. **Fold in Half**
4. **Optional: Laminate for durability**
5. **Keep in tactical gear or wallet**

Combat Breathing Patterns

TACTICAL BREATHING PROTOCOLS

PRIMARY WEAPON SYSTEMS

[1] COMBAT BREATHING (4-4-4-4)

INHALE (4) → HOLD (4) →
HOLD (4) ← EXHALE (4)

USE: Immediate stress response

[2] LONG-RANGE BREATHING (5-7)

INHALE (5) —→ EXHALE (7)

No hold between cycles

USE: Extended operations

[3] RAPID RESPONSE (1-2)

Quick inhale (1) →
Extended exhale (2)

USE: Immediate anxiety response

DEPLOYMENT NOTES:

- Maintain steady count
- Monitor breathing depth
- Adjust as needed for conditions

5-4-3-2-1 TACTICAL GROUNDING

IMMEDIATE ACTION SEQUENCE

[5] VISUAL INTEL | ●●●●●

Identify 5 objects you can see

[4] TACTICAL TOUCH | ●●●●

Acknowledge 4 things you can touch

[3] AUDIO RECON | ●●●

Register 3 sounds you can hear

[2] ENVIRONMENT CHECK | ●●

Note 2 things you can smell

[1] POSITION FIX | ●

Focus on 1 thing you can taste

EXECUTE IN ORDER → REPEAT IF
NEEDED

EMERGENCY RESPONSE PROTOCOL

RAPID SITUATION ASSESSMENT

[1] ASSESS THREAT LEVEL

☐ Mild ☐ Moderate ☐ Severe

[2] IMMEDIATE ACTIONS

- ▶ Deploy Combat Breathing
- ▶ Execute Grounding Protocol
- ▶ Confirm current location/time
- ▶ Establish safe position

[3] IF SYMPTOMS PERSIST

- ▶ Initiate Battle Buddy contact
- ▶ Deploy Safe Zone Visualisation
- ▶ Contact support services

EMERGENCY CONTACTS:

- Battle Buddy: _____
- Support Team: _____
- Crisis Line: _____

BATTLE BUDDY PROTOCOLS

COMMUNICATION SIGNALS

[GREEN] STANDARD CHECK-IN

- Daily status update
- Progress report
- Routine support

[YELLOW] ELEVATED SUPPORT

- Stress levels increasing
- Preventive assistance needed
- Additional monitoring required

[RED] IMMEDIATE RESPONSE

- Crisis situation
- Immediate backup needed
- Professional support required

RESPONSE PROCEDURES:

1. Acknowledge signal
2. Assess situation
3. Deploy appropriate support
4. Monitor until all-clear

MAINTAIN COMMUNICATION SECURITY

DOCUMENT ALL INTERACTIONS